



Statler-Maloof
**BARK
PARK**



Statler-Maloof
**BARK
PARK**

Statler-Maloof Dog Park Etiquette Class

ST CLAIR SHORES PARK AND REC DEPT

DOG PARK COMMITTEE

586-445-4530

<https://www.scsmi.net/327/Statler-Maloof-Dog-Park>

Park Hours – 6 AM to 10 PM



Statler-Maloof Dog Park Etiquette Class

Before Joining the Park...Your Dog Should...

- If you have a new puppy...
 - Puppies under 5 months of are prohibited
 - Puppies should have attended basic obedience training and socialized in a controlled environment
 - Sign up a local doggie day camp where your puppy can be evaluated and socialized in a safe environment
 - Puppies should connect with age and size play groups prior to coming to the dog park even though the allowed age is 5 months.
 - It is recommended dogs be over 8 months, so they understand adult dog signals from other dogs
- If you have rescued a dog...
 - The organization should have told you how socialized the dog is and done an evaluation on them
 - Experience how socialized your dog is prior to joining the park
 - Have play dates with friends' dogs to see how your dog reacts to meeting new dogs
 - Take them to a local doggie day camp where your dog can be evaluated and socialized in a safe environment
 - The dog park is not a place to socialize a dog for the first time or to learn if you dog may have aggression issues
 - One bad incident can cause physical and emotional scarring and over \$1,000 in vet bills
- Not all dogs are suitable for a dog park environment
 - Dogs with strong alpha tendencies or only like certain dogs should not be in the park
- Your dog should have a very good RECALL before you attempt coming to the park.



Statler-Maloof Dog Park Etiquette Class

DO's and DON'Ts When In the Dog Park


- You are responsible and liable for the actions of your dog(s) at all times.
- Read the park rules provided with your application and know that they are subject to change at any time.
- No more than 2 dogs per person. If you have 3 dogs on your pass, bring another family member or a friend with you to the park.
- Absolutely no food (people or dog food including treats). This avoids any type of food aggression issue between dogs
- All dogs must wear a collar while in the park with dog license and blue dog park tag. No prong collars or shock collars or collars with spikes are allowed in the park.
- No children under 5 are not allowed in the Park. Strollers are not allowed.
- Children between 5 and 17 must be with an adult. Children must understand how to approach and greet dogs. No running, shouting, or chasing dogs.
- Spaying/Neutering of dogs is recommended. Dogs in heat are not allowed.
- Dogs must be free of diseases and parasites such as fleas and ticks. Dogs coughing could be a sign of infectious disease that could be transferred to other dogs.
- Off-leash dog parks are generally self-supervised. You are responsible for your dog!



Statler-Maloof Dog Park Etiquette Class

Good Behavior When Entering the Dog Park

- Do not bring an over excited dog to the park. Take your dog for a short walk to settle the dog down. An over excited dog can cause problems in the park.
- Dogs must be leashed when entering and exiting the park. The parking lot is very busy with walkers, disc golf, soccer and baseball players.
- Enter the first gate using the key fob. Only let people and dogs in that are on your fob. Do not allow tailgating into the park.
- Within the first gate, remove leash and choose to go into the Large or Small Dog Park.
- Dogs may gather at the gate when you arrive. Take your time (30-60 seconds) in the double gate which will discourage the pack of dogs that could be waiting for the “new one” to enter. Other owners **MUST** call or retrieve their dogs and keep them away from the entry gate.
- Good opportunity to practice the “wait” command at the entry gate.
- Use a “yellow” ribbon on your first visit to let others know your dog is learning the park



Statler-Maloof Dog Park Etiquette Class

Good Behavior While In the Dog Park



- Your dog is there to interact with you; pay attention and interact with your dog. Your dog deserves some play time with you.
- INTERACT with your dog not your Cell Phone/Facebook/Work/Novels etc.
 - Your dog should be looking to where you are and checking in with you. If your dog is not checking in with you, you are not engaged enough.
- Your dog should have a very good RECALL before you attempt coming to the park. You must be able to recall your dog out of tense situations and away from trouble.
 - Call your dog to you several times during your stay and praise your dog when they come. If you only call your dog when it is time to leave, they will catch on and soon resist coming to you when its time to leave the park.
- The dog park is also a great opportunity to do some training exercises. Use short training exercises as an interruption, such as a minute or two of sit/stay, down/stay or recall exercises.
- The most successful members are those that meet at the same time/day and dogs get to know each other.
- Discourage dogs from digging. Fill any holes your dog(s) may dig. They become trip hazards.
- **Your dog=your poop. Pick up after your dog.**



Statler-Maloof Dog Park Etiquette Class

Good Behavior When In the Dog Park


- Do not use the park as the sole form of exercise. Everything in moderation, too much dog park/off leash time without interruptions = bad on leash behavior=frustration=aggression
- The dog park is NOT to “tire out your dog.” Do not overstay in the park (45 to 60 minutes are ideal). An overtired dog can become less responsive and irritable which can lead to problems with other dogs.
- Dogs should know how to properly greet other dogs
 - Gradually approaching other dogs to greet and sniff, not running up to another dog at full speed
 - Dogs initiate play by doing a play bow or give off signals they are willing to play
 - Praise your dog when they correctly greet another dog
- Play is healthy back and forth interaction between dogs.
 - Some people think if no dog is bleeding then the behavior is normal dog play. Play is NOT an interaction that can cause bloodshed.
- Any dog that interrupts healthy play is being a bully and needs to be corrected



Statler-Maloof Dog Park Etiquette Class

Acceptable Dog Behaviors

- Playing with human
- Playing fetch
- Sniffing and exploring
- Playing tug with another dog
- Exploring and running side by side with another dog
- Chase (under these conditions below)
 - Ears are relaxed and up on chaser
 - Tail level or high on chasee
 - Reversal
 - Initiated by the chasee
- Wrestling (under these conditions)
 - Mutual between dogs when play is being initiated
 - There must be reversal
 - Mouths/teeth cannot grab and tug at each other
 - Both Owners **MUST** be watching at all times
 - **MUST** be for short periods of time (5 minutes or less)



Statler-Maloof Dog Park Etiquette Class

Unacceptable Dog Behaviors

- Chase (Under These Conditions)
 - Ears forward on chaser
 - Tail tucked on chasee
 - Body slamming/physical contact
 - No Reversal
 - Chasee goes under a table for cover
- Mobbing
 - Most common dog park behavior problem
 - A group of dogs following/harassing a single dog
 - Often victim will end up on the ground
- Targeting
 - One dog following/pursuing another dog
 - Targeting dogs have dog's ears forward, tail up, eyes/head/spine aligned to the victim
 - Targeting dog cannot stop behavior with normal dog language from victim
- Bullying
 - Not acceptable = mild aggression
 - Not "just the way he/she plays"
 - Chasing, targeting and vocal
 - Physical and mouth Contact
 - Victim will have tail tucked, escaping, teeth showing, panting, vocal
- Pinning (very unsafe situation)
 - One dog on the ground and can't get up because one or more dogs are jabbing, poking, mouthing the victim.
 - If your dog is the one pinning, then get your dog and put him/her in a sit/stay in a secluded area







If your dog continues with any of these behaviors, you should exit the park.

If it continues in another visit, the dog may not be suitable for a dog park or need more training.

Statler-Maloof Dog Park Etiquette Class

In case of injury to dog or human

- All Injuries to Human or Dogs must be reported to Park and Rec Dept
 - File an incident report with Parks and Rec Dept by going to Civic Arena or calling 586-445-3530
 - File a police report at the SCS Police Station if you feel that medical or vet costs need to be recouped. In the case of a human bite, the police report will be needed if you require to use medical insurance. In the case of the dog bite, the police report will be needed if you need to recoup vet costs from the other dog owner.
- Please try to get the name of the dog, breed of the dog and name of the owner.
 - Typically, these are very emotional events, and it may not be possible to get all information.
 - You should note the time that offending dog leaves the parks so Parks and Rec can track the key fob.
- If a member feels another owner is not being responsible with their dog, an incident report can be filed, even if there is not an injury to either dogs or humans
- All incident reports are reviewed by the Parks and Rec Dept and the Dog Park Committee to determine appropriate action. Passes to the park may be revoke by Parks and Rec Dept for violation of the rules of the park.
- Owners are always expected to be respectful of all people in the park.




Statler-Maloof Dog Park Etiquette Class

Park Amenities and Other Info

- The water faucet is in center of the park and operational from April to October. Bring water during winter months. Water bowls are provided
- Tennis balls and tug ropes are donated for everyone's use. Throw away any cracked or damaged tennis balls since they are a swallowing hazard
- Dog waste bags are provided and located at 3 locations in the Park. Please only use them for in park use. If any are empty please contact Parks and Rec.

- Dog Park Website – <https://www.scsmi.net/327/Statler-Maloof-Dog-Park>
- Dog Park webcam link is on dog park website (ask for login and password)



- SCS Statler-Maloof Dog Park Facebook Page – Official Announcements and Information from the Dog Park Committee
- Statler-Maloof Dog Park Facebook Group – Interact with other members and share dog park memories.
- Fun Events – Summer Splash Parties, Howl-a-ween In the Park

